


TIPS FOR UNDERWATER PHOTOGRAPHERS:

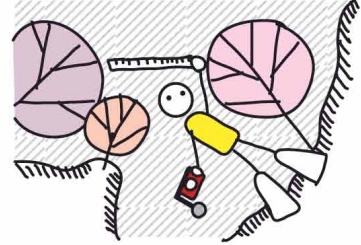
DO PRACTICE WITH A NEW CAMERA IN A POOL OR ON A SUBJECT THAT WON'T BE DAMAGED OR STRESSED BY YOUR TRIAL AND ERROR.




DO MAKE SURE GAUGES ARE NOT DANGLING AND PRONE TO DAMAGE CORAL.




DO ASSESS THE SITUATION BEFORE APPROACHING. PREPARE YOURSELF AND YOUR CAMERA WITHOUT HITTING THE REEF.




DO PASS ON A SUBJECT THAT ISN'T EASILY ACCESSIBLE.




DO BE AWARE OF STROBE POSITIONING. THEY CAN EASILY DAMAGE CORALS AND WON'T LIGHT YOUR SUBJECT IF OBSCURED BEHIND PART OF THE REEF.



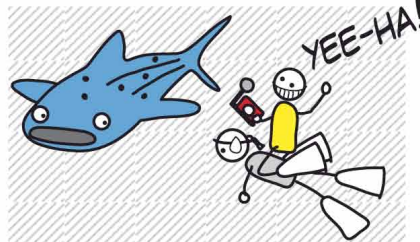
DO USE A FINGER TO STEADY YOURSELF ON A DEAD PATCH OF REEF.




DO GENTLY LOWER YOUR FINS DOWN ONTO A BARE PATCH OF SAND TO PREVENT STIRRING UP THE SEDIMENT AND TO PROVIDE YOU WITH STABILITY.




DO STABILISE YOURSELF ON THE DIVE GUIDE IF YOU FEEL UNSTEADY.





DO BACK OFF FROM AN ANIMAL IF IT LOOKS LIKE IT'S BECOMING STRESSED.



DO BE PATIENT. THE SUBJECT WILL RELAX AND ALLOW YOU TO TAKE BETTER SHOTS.




DO TAKE A COURSE IN BUOYANCY CONTROL TECHNIQUES IF YOU FEEL YOU WOULD BENEFIT.




TIPS FOR UNDERWATER PHOTOGRAPHERS:

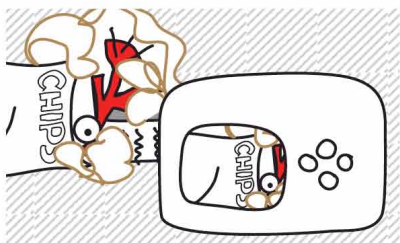
DON'T TOUCH ANIMALS. THEY WILL BECOME DEFENSIVE AND NOT ALLOW YOU TO TAKE GOOD SHOTS. BUT MORE IMPORTANTLY, TOUCHING ANIMALS WILL STRESS THEM OUT!



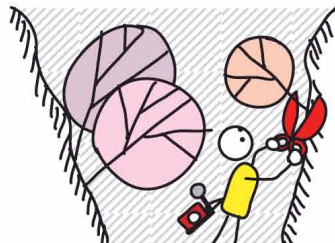
DON'T TAKE TOO MANY SHOTS OF EACH ANIMAL. YOU KNOW HOW A CAMERA FLASH FROM A FEW METRES AWAY CAN BLIND YOU? THE SAME FLASH CAN KILL PYGMY SEAHORSES.



DON'T TAKE SHOTS YOU KNOW ARE GOING TO BE IMMEDIATELY TRASHED WHEN YOU DOWNLOAD THEM. SAVE THE ANIMALS' RETINAS PLEASE.




DON'T MOVE OR BREAK CORALS TO GET A CLEAR SHOT.



DON'T USE EXCESSIVELY BRIGHT FOCUSING LIGHTS THAT WILL SCARE THE SUBJECT AWAY.



DON'T PUSH THE CAMERA REALLY NEAR TO GET A CLOSE-UP SHOT. YOUR INVASION OF SPACE WILL CAUSE YOUR SUBJECT TO BOLT. THIS IS ESPECIALLY TRUE FOR COMPACT CAMERAS.



DON'T CHECK YOUR LCD MONITOR ON THE BACK OF THE CAMERA UNTIL YOU ARE CLEAR OF THE REEF.

